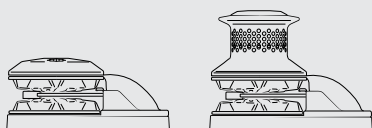


## CPX1/2/3/4 Specify your Windlass

### 1 Deck Unit

Part No.	Description
69000493	CPX1 Gypsy only
69000480	CPX2/3 Gypsy only
69000483	CPX2/3 Gypsy Drum
69000494	CPX4 Gypsy only
69000495	CPX4 Gypsy Drum

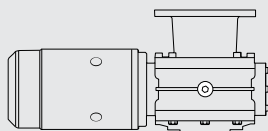


### IP68 motor gearbox available for CPX2 & 3

- Water resistant unit won't be damaged even if submerged under water
- Robust composite IP68 Motor Case
- Compression cable clamps included
- No maintenance required
- Provide best motor protection against the elements

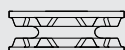
### 2 Motor Gearbox

PART NO.	DESCRIPTION
68001068	CPX1 - 12V
68001069	CPX2 - 12V
68001070	CPX2 - 24V
68001071	CPX3 - 12V
68001072	CPX3 - 24V
68001077	CPX4 - 12V
68001078	CPX4 - 24V



PART NO.	DESCRIPTION
68001073	CPX2 12v IP68 Motor Gearbox Assy - No Cables
68001074	CPX2 24v IP68 Motor Gearbox Assy - No Cables
68001075	CPX3 12v IP68 Motor Gearbox Assy - No Cables
68001076	CPX3 24v IP68 Motor Gearbox Assy - No Cables

### 3 Gypsy



PART NO.	GYPSY NUMBER	CHAIN DESCRIPTION	ROPE SIZE		ROPE DESCRIPTION	TO FIT WINDLASS
			mm	in		
68001047	006	6mm ISO 4565, 1/4" G40*, 1/4" BBB	12-14	1/2	3-strand and 8-plait	CPX1/2/3
68001048	000	7mm ISO 4565, 1/4" G40*, 1/4" BBB	12-14	1/2	3-strand and 8-plait	CPX1/2/3
68001049	001	8mm DIN 766, 8mm ISO 4565, 5/16" G40	12-16	1/2-5/8	3-strand and 8-plait (5/8 only)	CPX1/2/3
68001050	002	10mm DIN 766, Campbell 3/8" S4	12-16	1/2-5/8	3-strand and 8-plait (5/8 only)	CPX1/2/3
68001051	003	10mm ISO, Campbell 3/8" S3, Lewmar 9.5mm G40	16	5/8	3-strand and 8-plait	CPX1/2/3
68001063	201	8mm DIN 766, 8mm ISO 4565, 5/16" G40, 5/16" Campbell S4	12-14	1/2	3 strand hard lay up	CPX4
68001064	202	10mm DIN 766, 5/16" Campbell S3, 3/8" Campbell S4, 9.5mm G30	16	5/8	3 strand hard lay up	CPX4
68001065	203	10mm ISO 4565, 3/8" Campbell S3, Lewmar 9.5mm G40	16	5/8	3 strand hard lay up	CPX4
68001066	204	12mm ISO 4565, 13mm DIN 766	18-20	3/4	3 strand hard lay up	CPX4

\*G40 = Grade 40 Short Link Chain

## Switch kit and accessories

### 4 Circuit Breakers



PART NO.	DESCRIPTION	FIT WINDLASS
68000348	Circuit Breaker 50A	CPX2 24V
68000349	Circuit Breaker 90A	CPX1/2 12V - CPX3 24V
68000350	Circuit Breaker 110A	CPX3 12V CPX4 24V
68000351	Circuit Breaker 150A	CPX4 12V

### 5 Contactor



PART NO.	DESCRIPTION	CPX1	CPX2/3	CPX4
Sealed Contactors				
68000937	Compact Dual 12V	•	•	
68000938	Compact Dual 24V		•	
68000318	Dual 12V	•	•	
68000319	Dual 24V		•	
68000320	Dual 12V			•
68000321	Dual 24V			•
Contactors in Boxes				
68000129	Dual 12V	•	•	
68000130	Dual 24V		•	
18000200	Dual 12V			•
18000237	Dual 24V			•

### 6 Switches & Accessories

Refer to p34-38 for more information



Footswitches



Chain counters



Wireless remote control